



Hegarty maths is the online platform used for Maths homework for year 8 -11. Your child will be set and expected to complete at least one task per week.

The links below will take you to the section you require.

[Login](#)

[Forgotten Password](#)

[Tasks](#)

[Getting help with a question](#)

[Video help](#)

[Teacher help](#)

[Revising using Hegartymaths](#)

[Fix up 5](#)

[MemRi](#)

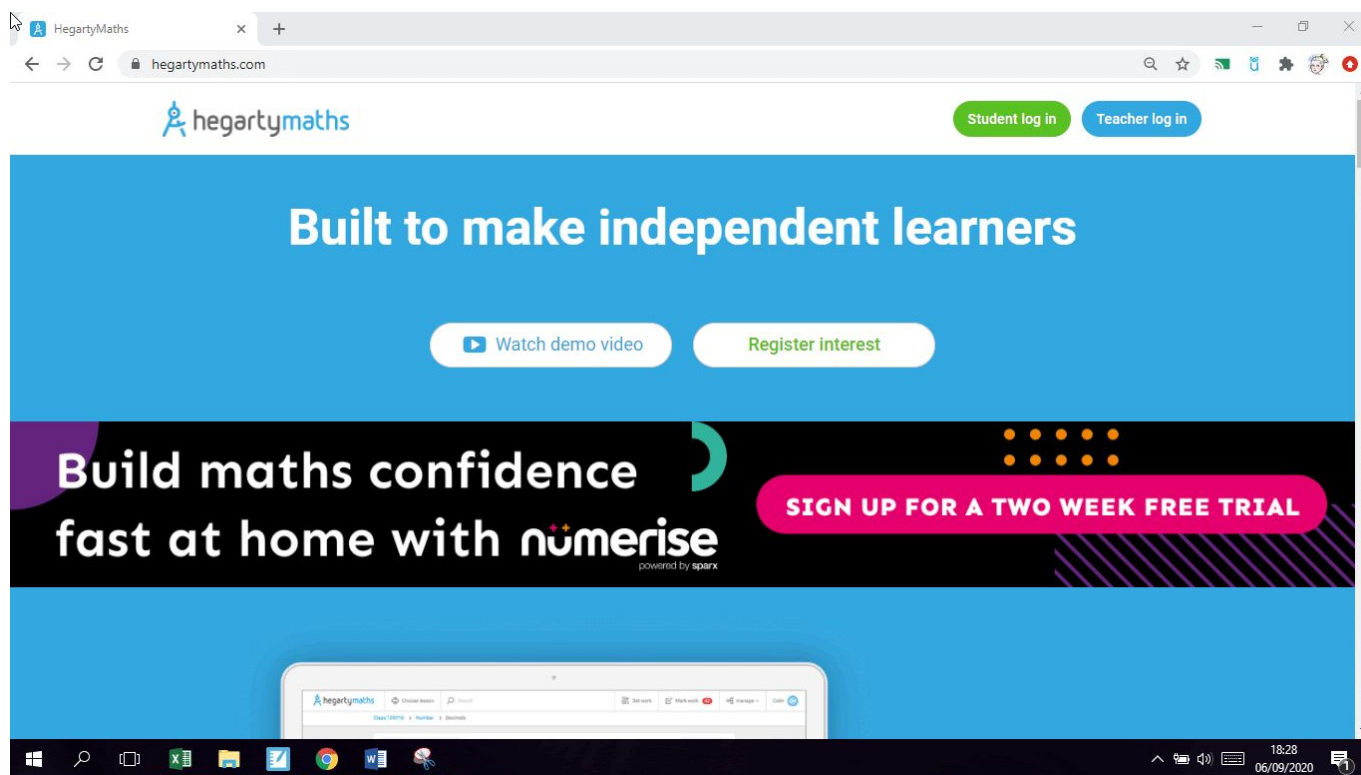
[Viewing Scores](#)

[Teacher feedback](#)

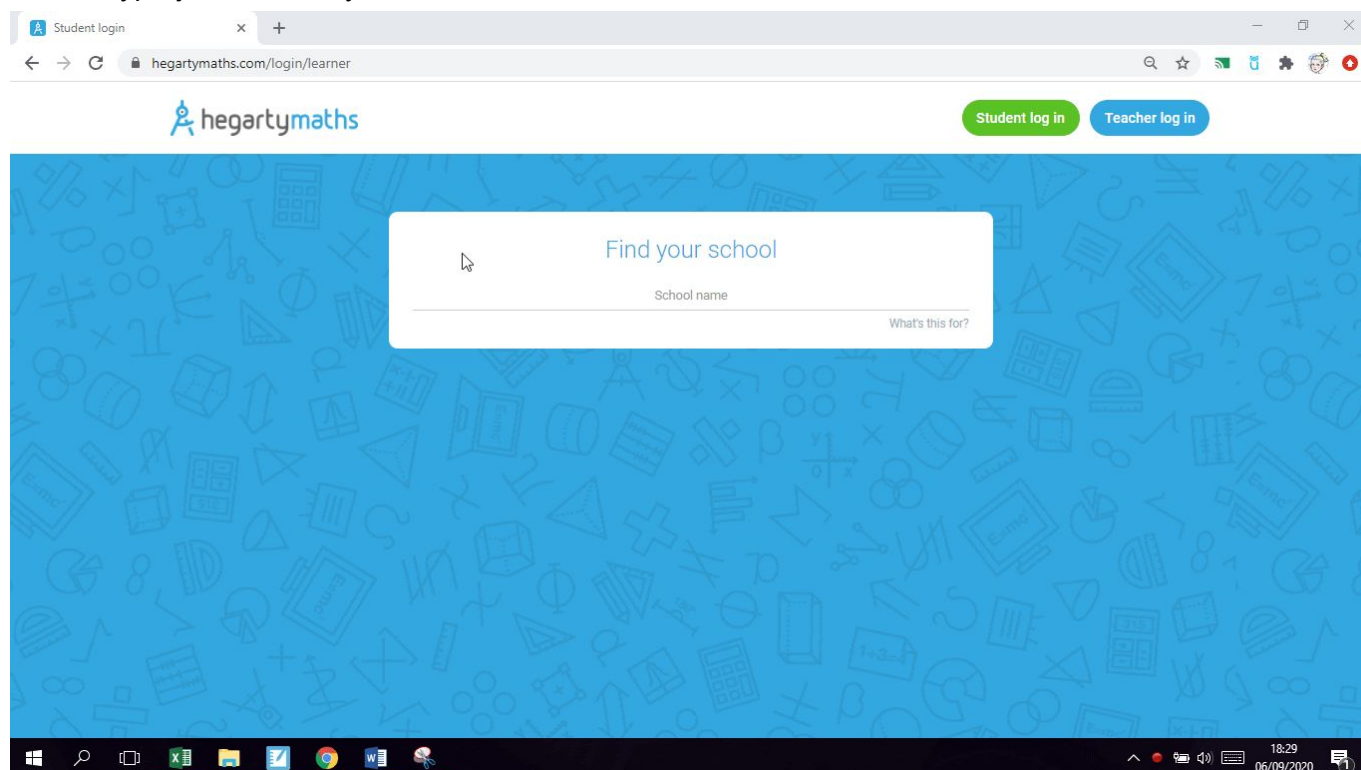
# Login

## How to login

1. Click student log in



2. Type your academy name in



3. Enter your name as it appears on the academy register and your date of birth

Student login

hegartymaths.com/login/learner

hegartymaths

Student log in Teacher log in

### Enter your details

Logging into **Outwood Academy Valley**. Not your school?

First name

Last name

1 January 2016

Next

18:34 06/09/2020

4. First login only, create a password

Student login

hegartymaths.com/login/learner

hegartymaths

Student log in Teacher log in

### Welcome Ashleigh

Please set a password to login.

Password

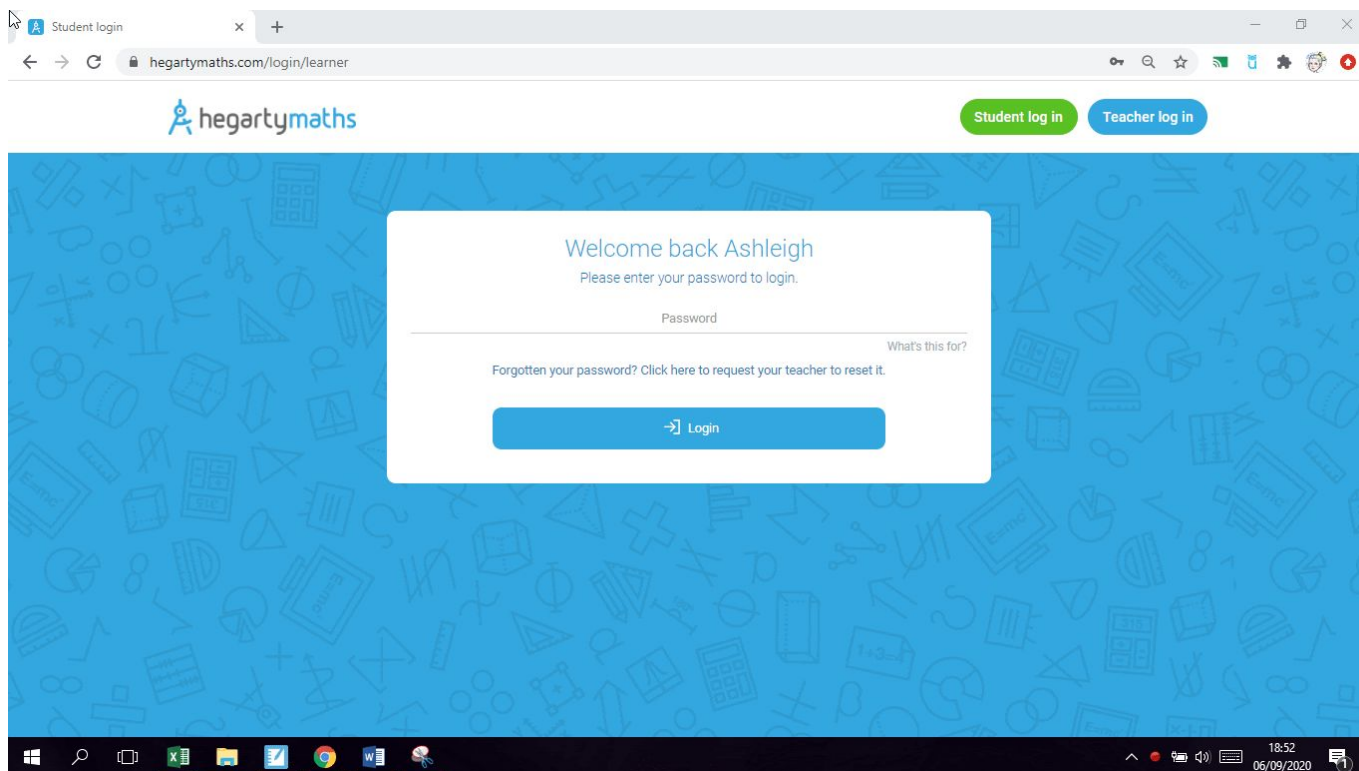
Confirm password

Login

19:02 06/09/2020

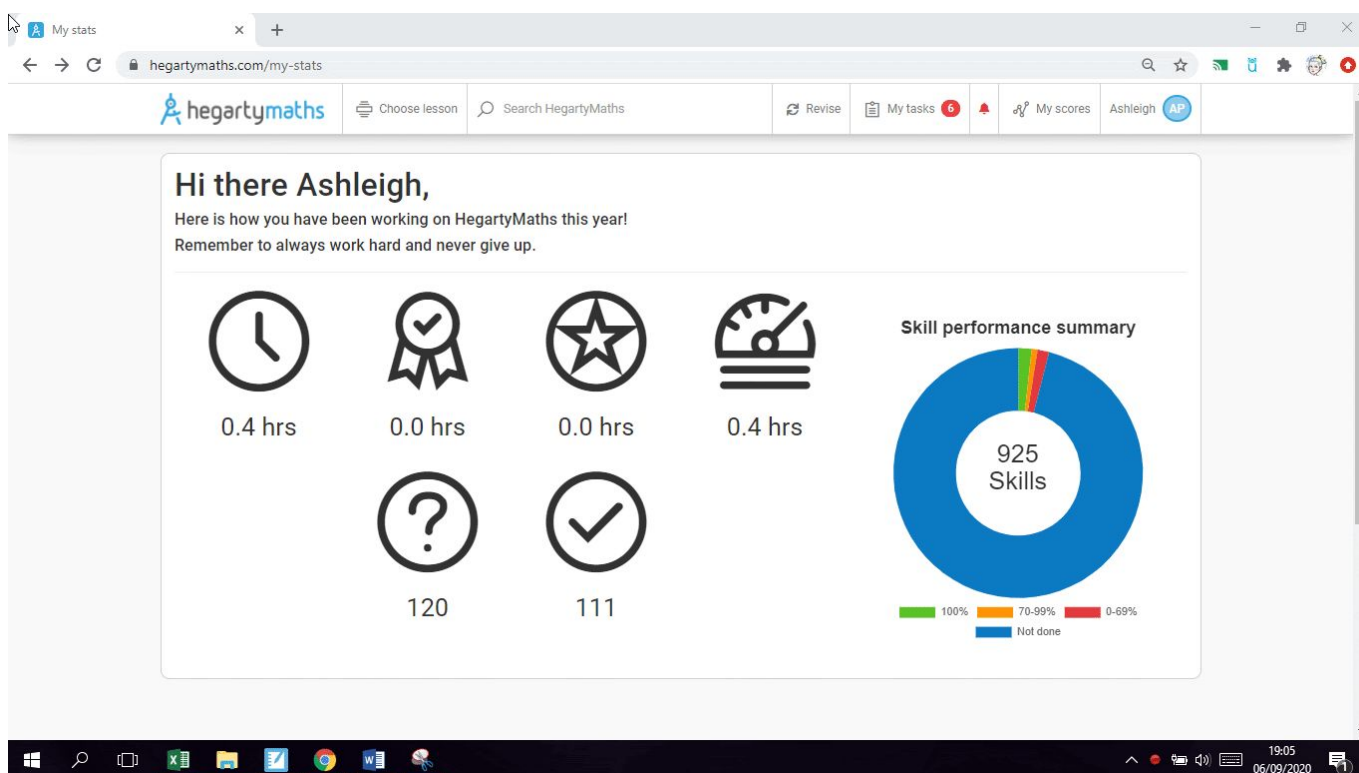
# Forgotten Password

If you forget your password click the forgotten password link, this will alert your teacher.



# Tasks

Your tasks will be shown at the top of the page, click this to see your current and outstanding tasks.



# Getting help with a question

## Video help

Click the help button at the side and a video will appear, starting at the point where you need help.

The screenshot shows the HegartyMaths assessment interface. The browser address bar displays 'hegartymaths.com/assessment'. The page header includes the HegartyMaths logo, a search bar, and navigation links for 'Choose lesson', 'Revise', 'My tasks', 'My scores', and the user's name 'Ashleigh'. The main content area shows a progress bar with 12 questions, with question 1 selected. The question prompt is 'Evaluate' followed by the equation  $4 \div 2$ . A text input field is provided for the answer. On the right side, a help menu is visible, containing options: 'Do not use a calculator', 'Get help', 'Report a mistake to HegartyMaths', 'Quit assessment', and 'On-screen keypad' (which is currently turned ON). A video help overlay is positioned at the bottom of the screen, displaying a virtual keyboard with various mathematical symbols and a 'Check' button.

## Teacher help

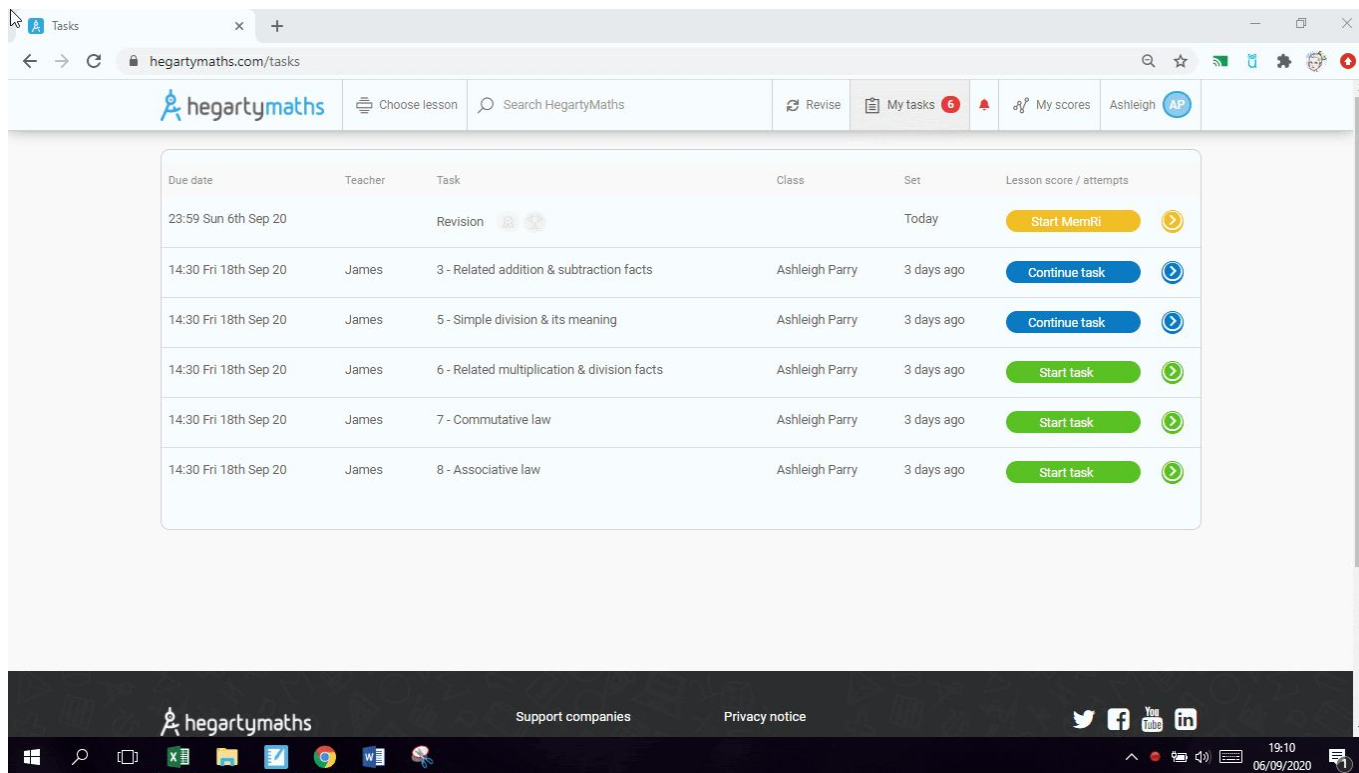
Once you have attempted the question twice, you can write a note to your teacher using the comment box

The screenshot shows the HegartyMaths assessment interface. The browser address bar displays 'hegartymaths.com/assessment'. The page header is identical to the previous screenshot. The main content area shows the progress bar with question 1 selected. The question prompt is 'Evaluate' followed by the equation  $36 \div 9$ . A text input field is provided for the answer. On the right side, the help menu is visible, with 'On-screen keypad' now turned OFF. Below the help menu, there are two buttons: a green 'Check' button and a grey 'Skip' button. At the bottom of the page, there is a footer with the HegartyMaths logo, links for 'Support companies', 'Privacy notice', 'Ts&Cs', 'Success stories', 'Our story', and 'Press', and social media icons for Twitter, Facebook, YouTube, and LinkedIn.

# Revising using HegartyMaths

## Fix up 5

Revisits topics that your child has previously had incorrect answers.



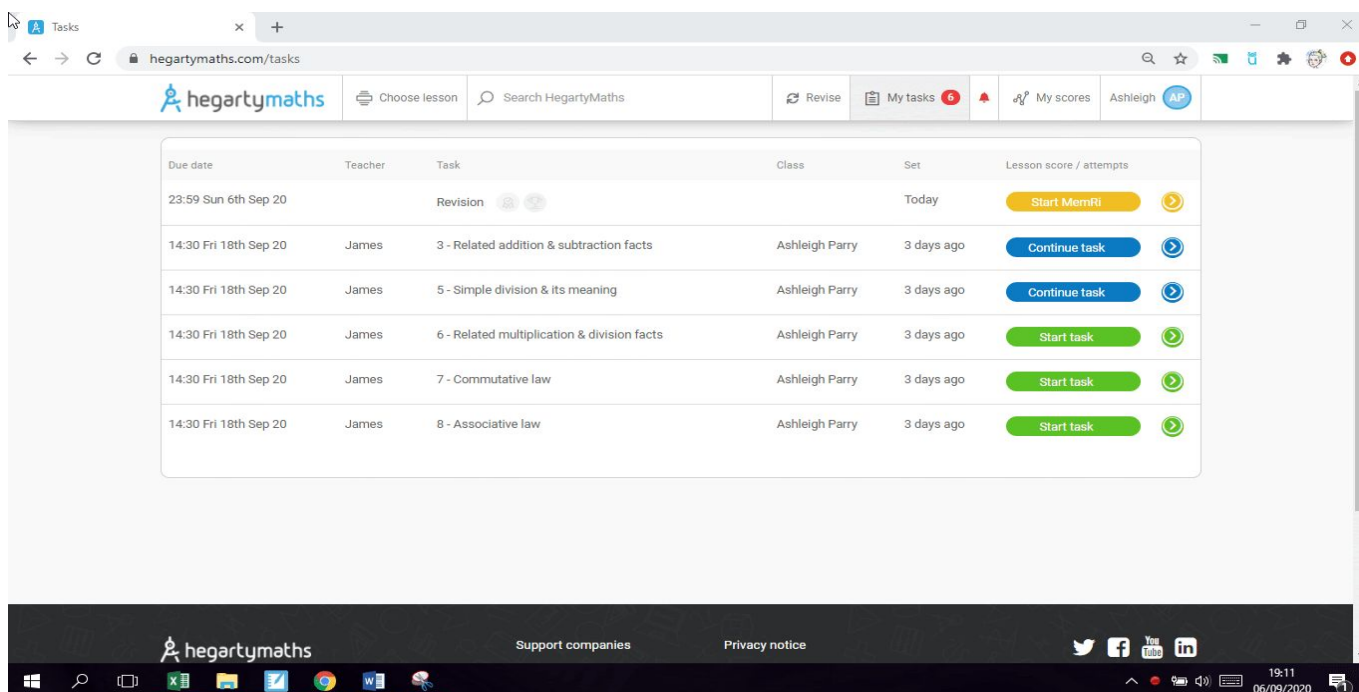
The screenshot shows the HegartyMaths website interface. The top navigation bar includes the logo, a search bar, and user-specific options like 'Revise', 'My tasks' (with a red notification badge), and 'My scores'. The main content area displays a table of tasks:

Due date	Teacher	Task	Class	Set	Lesson score / attempts
23:59 Sun 6th Sep 20		Revision		Today	Start MemRi
14:30 Fri 18th Sep 20	James	3 - Related addition & subtraction facts	Ashleigh Parry	3 days ago	Continue task
14:30 Fri 18th Sep 20	James	5 - Simple division & its meaning	Ashleigh Parry	3 days ago	Continue task
14:30 Fri 18th Sep 20	James	6 - Related multiplication & division facts	Ashleigh Parry	3 days ago	Start task
14:30 Fri 18th Sep 20	James	7 - Commutative law	Ashleigh Parry	3 days ago	Start task
14:30 Fri 18th Sep 20	James	8 - Associative law	Ashleigh Parry	3 days ago	Start task

The footer contains the logo, 'Support companies', 'Privacy notice', and social media icons. The Windows taskbar at the bottom shows the time as 19:10 on 06/09/2020.

## MemRi

MemRi is retrieval practise to help your child consolidate their maths skills into long-term memory



This screenshot is identical to the one above, but the 'Start MemRi' button for the 'Revision' task is highlighted in yellow, indicating it is the active feature being discussed.

# Viewing Scores

You can view scores from all previous tasks by clicking my scores

The screenshot shows the 'Tasks' page on the HegartyMaths website. The page has a navigation bar with the logo, 'Choose lesson', 'Search HegartyMaths', 'Revise', 'My tasks' (with a red notification badge), 'My scores', and the user's name 'Ashleigh AP'. Below the navigation bar is a table of tasks:

Due date	Teacher	Task	Class	Set	Lesson score / attempts
23:59 Sun 6th Sep 20		Revision		Today	Start MemRi
14:30 Fri 18th Sep 20	James	3 - Related addition & subtraction facts	Ashleigh Parry	3 days ago	Continue task
14:30 Fri 18th Sep 20	James	5 - Simple division & its meaning	Ashleigh Parry	3 days ago	Continue task
14:30 Fri 18th Sep 20	James	6 - Related multiplication & division facts	Ashleigh Parry	3 days ago	Continue task
14:30 Fri 18th Sep 20	James	7 - Commutative law	Ashleigh Parry	3 days ago	Start task
14:30 Fri 18th Sep 20	James	8 - Associative law	Ashleigh Parry	3 days ago	Start task

The footer contains the logo, 'Support companies', 'Privacy notice', and social media icons for Twitter, Facebook, YouTube, and LinkedIn. The system tray shows the time as 19:22 on 06/09/2020.

# Teacher feedback

The bell at the top of the page will tell you if a teacher has left feedback, click on this to view the feedback.

This screenshot is identical to the one above, showing the 'Tasks' page. The only difference is the presence of a bell icon in the navigation bar, which is used to notify users of teacher feedback. The table of tasks and the footer are the same as in the previous image.